




|   |  |            |
|---|--|------------|
| Total Weight ( kg )                               |  | <b>755</b> |
| Maximum snow load ( kg/m <sup>2</sup> )           |   | <b>70</b>  |
| Maximum wind load ( km/h )                        |   | <b>90</b>  |
| LOAD LIMITS ACCORDING TO EUROCODE ( EC ) STANDARD |  |            |